

Personalized Bible Reading Plan – Profiling Quiz

1. Do you prefer reading the Bible in chronological order of events?
☐ Yes ☐ No ☐ Unsure
2. Are you interested in understanding major biblical themes like grace, salvation, or the Kingdom of God?
☐ Yes ☐ No ☐ Unsure
3. Do you want to read the Bible from Genesis to Revelation in sequence?
☐ Yes ☐ No ☐ Unsure
4. Are you new to the Bible and prefer a beginner-friendly reading plan?
☐ Yes ☐ No ☐ Unsure
5. Do you have 15 minutes or less to read the Bible each day?
☐ Yes ☐ No ☐ Unsure
6. Would you like your plan to include Psalms or Proverbs daily for encouragement and wisdom?
☐ Yes ☐ No ☐ Unsure
7. Are you more interested in the life and teachings of Jesus (Gospels) than other parts of the Bible?
☐ Yes ☐ No ☐ Unsure
8. Do you want a plan focused on practical life application and personal growth?
☐ Yes ☐ No ☐ Unsure
9. Would you prefer to read a portion from the Old Testament and New Testament each day?
☐ Yes ☐ No ☐ Unsure
10. Are you open to reflective or journaling prompts included with each day's reading?
☐ Yes ☐ No ☐ Unsure

Response Interpretation Guide

After the quiz, count the number of “Yes” answers for each theme below. The plan with the most matches will be your recommended Bible reading plan.

Chronological Plan

>  365-Day Chronological Bible Reading Plan


- **Match if user answers 'Yes' to:** Q1, Q3, Q9

Thematic Plan

>  30/60-Day Thematic Devotional Plan (e.g., Grace, Wisdom, Leadership)

- **Match if user answers 'Yes' to:** Q2, Q8, Q10


Beginner-Friendly Plan

>  Jesus-Centered 30-Day Gospels Plan

 Bible in 90 Days for Beginners (with summaries)


- **Match if user answers 'Yes' to:** Q4, Q5, Q7

Wisdom & Encouragement Plan

>  30-Day Psalms + Proverbs Daily Plan

- **Match if user answers 'Yes' to:** Q6, Q8, Q10

Whole Bible Balanced Plan

>  One-Year Balanced Bible Plan (OT + NT + Psalm/Proverb each day)

- **Match if user answers 'Yes' to:** Q3, Q9, Q2, Q7

How to Choose Your Plan

- If 3+ answers align with any one category, that plan is the best match.

- If answers are split evenly, start with the Beginner-Friendly Plan or the Wisdom & Encouragement Plan, then progress.